





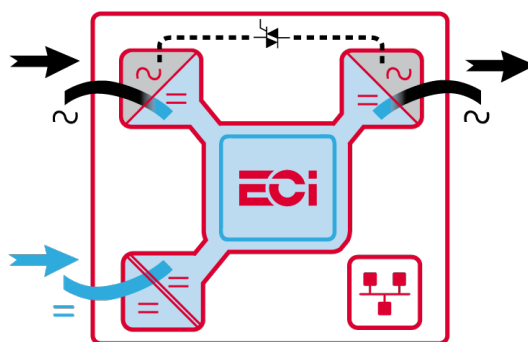
The most efficient modular inverter with an extra AC input to prevent unnecessary watt loss!

 Telecom
  Datacom
  Mass transport
  Industry
  Power Utilities
  Renewable



Description

Bravo 25 is a compact and scalable **modular inverter** providing a pure sine wave AC supply. In conjunction with a DC Power system, it provides an excellent **AC backup solution**. It uses the latest inverter technology, providing superior **energy efficiency** in a **compact size**.



The ECI technology **eliminates all single points of failure** with full scalability; up to 32 modules in parallel and high efficiency of up to **95% in AC to AC conversion**, and above **93% in DC/AC conversion**, hence reducing operating costs.

Applications

All business critical applications and all types of AC loads. The design is modular and scalable with hot-swappable inverter modules which ensures **low Mean Time to Repair (MTTR)**, reduction in service costs and meets the changing needs for future expansion.

Main Features

- High efficiency (DC to AC >93%)
- Compact design
- Dual input sources (AC & DC) with wide AC input range 90 Vac to 140 Vac
- Transfer time reduced to 0 ms
- Up to 11 kVA in 2 U

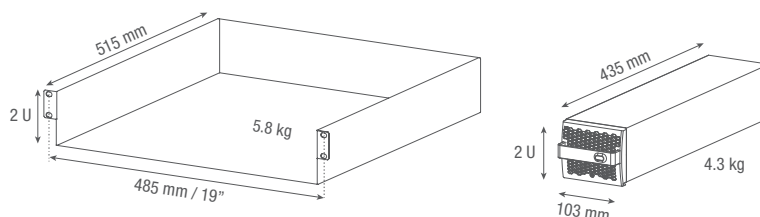
Illustrations are non-binding and may include customized fittings.

Bravo 25 - 48/120

General	
Part Number	T621330201
Cooling	Fan forced cooling
MTBF	240 000 hrs (MIL-217IF)
Dielectric strength DC/AC	4300 Vdc
RoHS	Compliant
Operating T° / Relative Humidity (RH) non-condensing	Tested according ETS300-019-2-3 Class 3.1 -20°C to 40°C, power de-rating from 40°C to 65°C / Max RH 95% for 96 hours per year
Storage T° / Relative Humidity (RH) non-condensing	Tested according ETS300-019-2-1 Class 1.2 -40°C to 70°C / Max RH 95% for 96 hours per year
Public transport T°/Relative Humidity (RH) non-condensing	Tested according ETS300-019-2-2 Class 3.1 -40°C to 70°C / Max RH 95% for 96 hours per year
Material (casing)	Zinc coated steel
Power	
AC Input Data	
Nominal voltage (AC)	120 Vac
Voltage range (AC)	90 - 140 Vac
Brownout	1600 W @ 90 Vac / 2250 W @ 100 Vac linear decreasing
Power factor	> 99%
Frequency range (selectable) / synchronization range	50 Hz (range 47 – 53 Hz) / 60 Hz (range 57 – 63 Hz)
DC Input Specifications	
DC voltage: Nominal / range	48 Vdc / (40-60V)*
Nominal current (at 48 Vdc and 2250 W output)	50.4 A
Maximum input current (for 15 second) / voltage ripple	63 A / < 10 mV RMS
AC Output Data	
Efficiency (Typical): Enhanced power conversion / on line	95% / >93%
Nominal voltage AC** (Adjustable)	120 V (100 - 130 Vac)
Frequency / frequency accuracy	50 or 60 Hz / 0.03%
Nominal Output power (VA) / (W)	2750 VA / 2250 W
Short time overload capacity	125% (15 seconds)
Admissible load power factor	Full power rating from 0 inductive to 0 capacitive
Total harmonic distortion (resistive load)	< 3%
Load impact recovery time (10% - 90%)	<= 0.4 ms
Nominal current	22.9 A @ 120 Vac
Crest factor at nominal power	3 : 1 for load P.F. <=0.7
Short circuit clear up capacity 0-20 ms	200 A for 20 ms - Available while Mains is available at AC input port / 65A RMS in DC/AC
Short circuit current after >20 ms -15 s	42 A RMS
AC output voltage stability	±1% from 10% to 100% load
In Transfer Performance	
Max. Voltage interruption / total transient voltage duration (max)	0 s / 0 s
Signaling & Supervision	
Display	Synoptic LED
Supervision	Inview ranges: Inview S - T302004100 and Inview GW - T602004000
Remote on / off	On rear terminal of the shelf
Safety & EMC	
Safety	UL1778
EMC	EN 61000-4-2 / EN 61000-4-3 / EN 61000-4-4 / EN 61000-4-5 / EN 61000-4-6 / EN 61000-4-8 ETSI EN 300386 v1.9.1 / FCCpart 15 class A

* Permanent 2250 W / derating apply based on internal heatsink T°.

** Operation within lower voltage networks leads to de-rating of power performances.



Bravo 25 - 48/120 - Datasheet v1.2 Specifications can change without notice. New data will be updated on our website: www.cet-power.com. The present equipment is protected by several international patents, trademarks and copyrights.