

MOTIVE POWER



Low Maintenance

Flooded Motive Batteries - DIN, BS & BCI

POWER FOR TOMORROW TODAY

Low Maintenance

With an extensive product range available Eternity Technologies prides itself on world-class product design, production processes, technical development, cost structure and global location.

Eternity Technologies have brought together the latest manufacturing processes and modern design criteria to deliver the Eternity Technologies Motive Low Maintenance range, designed to meet the ever changing demands of the Global Motive Power market.

Low Maintenance Technology

Positive plate

High energy density tubular positive plate

Separator

Microporous polyethylene separator design delivers increased acid volumes

Negative plate

Industry leading negative plate design



Sealing washer

Thermoplastic elastomer (TPE) sealing washer utilised for leak free sealing of the terminal

Gauntlet

Non-woven, high-capacity polyester gauntlet

Base prism

Rigid polypropylene prism to collect dislodged active material preventing bottom edge shorts

Features of Low Maintenance Batteries...

Lead-acid vented batteries with liquid electrolyte

Capacity for DIN product range: 100 – 1550Ah

Capacity for BS product range: 110 – 1296Ah

Capacity for BCI product range: 180 – 2240Ah

Non-woven tubular sleeving helps to increase productivity while maximising performance

Modern tubular design maximises the active lead material and delivers optimised energy

The latest separator design delivers increased acid volumes and increases acid circulation

Fully insulated terminals

Suitable for all applications

Compliant with

EN602-54-1 & EN60-254-2, IEC254-1 & IEC254-2

Applications...

Forklift Trucks

Electric Vehicles

Cleaning Machines

Lifting Platforms

Road Vehicles / Tow Tractors

& other electric vehicles with high energy / deep cycle requirements



DIN Cells (Low Maintenance) - Weight, Capacity and Dimension Charts

Bolted 198mm wide

50 Ah Plate				60 Ah Plate				80 Ah Plate			
H1=260 mm H2=290 mm				H1=333.5 mm H2=363.5 mm				H1=396.5 mm H2=426.5 mm			
Cell type	Ah (C5)	Weight (kg)	Length (mm)	Cell type	Ah (C5)	Weight (kg)	Length (mm)	Cell type	Ah (C5)	Weight (kg)	Length (mm)
2 PzS-ET 100-LM	100	6.0	47	2 PzS-ET 120-LM	120	8.3	47	2 PzS-ET 160-LM	160	9.7	47
3 PzS-ET 150-LM	150	8.7	65	3 PzS-ET 180-LM	180	11.5	65	3 PzS-ET 240-LM	240	14.0	65
4 PzS-ET 200-LM	200	11.1	83	4 PzS-ET 240-LM	240	15.0	83	4 PzS-ET 320-LM	320	18.2	83
5 PzS-ET 250-LM	250	13.9	101	5 PzS-ET 300-LM	300	18.5	101	5 PzS-ET 400-LM	400	22.3	101
6 PzS-ET 300-LM	300	16.4	119	6 PzS-ET 360-LM	360	22.3	119	6 PzS-ET 480-LM	480	26.3	119
7 PzS-ET 350-LM	350	18.7	137	7 PzS-ET 420-LM	420	24.8	137	7 PzS-ET 560-LM	560	30.5	137
8 PzS-ET 400-LM	400	21.1	155	8 PzS-ET 480-LM	480	28.7	155	8 PzS-ET 640-LM	640	34.9	155
9 PzS-ET 450-LM	450	23.9	173	9 PzS-ET 540-LM	540	31.9	173	9 PzS-ET 720-LM	720	38.9	173
10 PzS-ET 500-LM	500	26.1	191	10 PzS-ET 600-LM	600	35.1	191	10 PzS-ET 800-LM	800	43.0	191

90 Ah Plate				105 Ah Plate				115 Ah Plate			
H1=463.5 mm H2=493.5 mm				H1=511.5 mm H2=541.5 mm				H1=542.5 mm H2=572.5 mm			
Cell type	Ah (C5)	Weight (kg)	Length (mm)	Cell type	Ah (C5)	Weight (kg)	Length (mm)	Cell type	Ah (C5)	Weight (kg)	Length (mm)
2 PzS-ET 180-LM	180	11.1	47	2 PzS-ET 210-LM	210	12.8	47	2 PzS-ET 230-LM	230	13.3	47
3 PzS-ET 270-LM	270	15.9	65	3 PzS-ET 315-LM	315	18.1	65	3 PzS-ET 345-LM	345	18.7	65
4 PzS-ET 360-LM	360	20.5	83	4 PzS-ET 420-LM	420	23.5	83	4 PzS-ET 460-LM	460	25.1	83
5 PzS-ET 450-LM	450	25.6	101	5 PzS-ET 525-LM	525	28.5	101	5 PzS-ET 575-LM	575	30.2	101
6 PzS-ET 540-LM	540	30.1	119	6 PzS-ET 630-LM	630	34.1	119	6 PzS-ET 690-LM	690	35.4	119
7 PzS-ET 630-LM	630	34.5	137	7 PzS-ET 735-LM	735	39.4	137	7 PzS-ET 805-LM	805	41.3	137
8 PzS-ET 720-LM	720	39.0	155	8 PzS-ET 840-LM	840	44.8	155	8 PzS-ET 920-LM	920	47.0	155
9 PzS-ET 810-LM	810	43.8	173	9 PzS-ET 945-LM	945	49.8	173	9 PzS-ET 1035-LM	1035	52.3	173
10 PzS-ET 900-LM	900	48.4	191	10 PzS-ET 1050-LM	1050	55.1	191	10 PzS-ET 1150-LM	1150	58.2	191

125 Ah Plate				140 Ah Plate				155 Ah Plate			
H1=569 mm H2=599 mm				H1=683.5 mm H2=713.5 mm				H1=713.5 mm H2=743.5 mm			
Cell type	Ah (C5)	Weight (kg)	Length (mm)	Cell type	Ah (C5)	Weight (kg)	Length (mm)	Cell type	Ah (C5)	Weight (kg)	Length (mm)
2 PzS-ET 250-LM	250	14.8	47	2 PzS-ET 280-LM	280	16.0	47	2 PzS-ET 310-LM	310	17.5	47
3 PzS-ET 375-LM	375	20.4	65	3 PzS-ET 420-LM	420	23.0	65	3 PzS-ET 465-LM	465	25.5	65
4 PzS-ET 500-LM	500	26.4	83	4 PzS-ET 560-LM	560	30.1	83	4 PzS-ET 620-LM	620	33.8	83
5 PzS-ET 625-LM	625	32.7	101	5 PzS-ET 700-LM	700	37.0	101	5 PzS-ET 775-LM	775	39.6	101
6 PzS-ET 750-LM	750	39.1	119	6 PzS-ET 840-LM	840	44.7	119	6 PzS-ET 930-LM	930	48.0	119
7 PzS-ET 875-LM	875	43.6	137	7 PzS-ET 980-LM	980	50.7	137	7 PzS-ET 1085-LM	1085	55.6	137
8 PzS-ET 1000-LM	1000	51.4	155	8 PzS-ET 1120-LM	1120	58.1	155	8 PzS-ET 1240-LM	1240	63.0	155
9 PzS-ET 1125-LM	1125	57.1	173	9 PzS-ET 1260-LM	1260	64.7	173	9 PzS-ET 1395-LM	1395	70.2	173
10 PzS-ET 1250-LM	1250	63.3	191	10 PzS-ET 1400-LM	1400	71.9	191	10 PzS-ET 1550-LM	1550	78.3	191

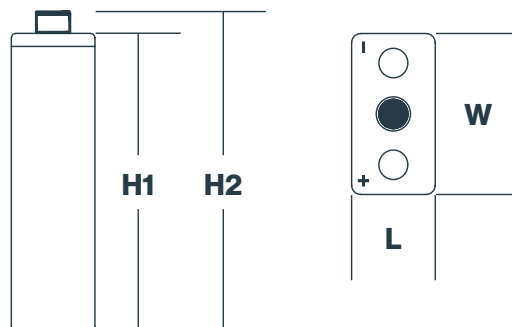
± 5% weight tolerance

H1: Height over lid

H2: Overall height including connector and bolt

Torque: 23Nm

Not to scale



BS Cells (Low Maintenance) - Weight, Capacity and Dimension Charts

Bolted 158mm wide

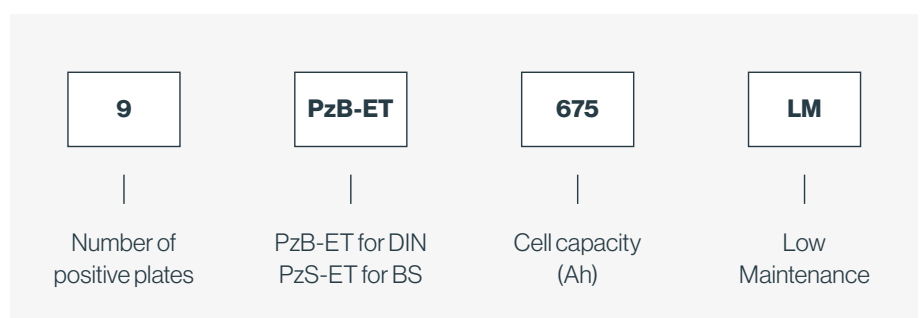
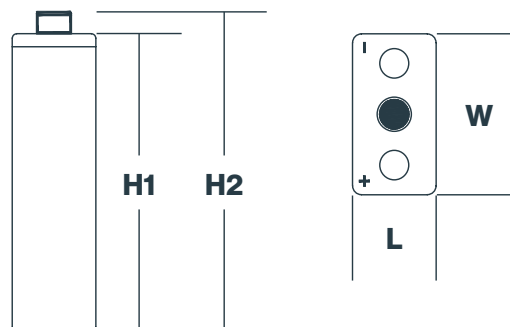
75 Ah Plate			
H1 = 515 mm H2 = 545 mm			
Cell type	Ah (C5)	Weight (kg)	Length (mm)
2 PzB-ET 150-LM	150	9.6	46
3 PzB-ET 225-LM	225	13.1	62
4 PzB-ET 300-LM	300	17.2	78
5 PzB-ET 375-LM	375	21.1	94
6 PzB-ET 450-LM	450	24.9	110
7 PzB-ET 525-LM	525	28.6	126
8 PzB-ET 600-LM	600	32.8	142
9 PzB-ET 675-LM	675	36.2	158
10 PzB-ET 750-LM	750	40.2	174
11 PzB-ET 825-LM	825	43.5	190
12 PzB-ET 900-LM	900	48.3	206

100 Ah Plate			
H1 = 600.5 mm H2 = 630.5 mm			
Cell type	Ah (C5)	Weight (kg)	Length (mm)
2 PzB-ET 200-LM	200	11.4	46
3 PzB-ET 300-LM	300	15.9	62
4 PzB-ET 400-LM	400	20.7	78
5 PzB-ET 500-LM	500	25.3	94
6 PzB-ET 600-LM	600	29.6	110
7 PzB-ET 700-LM	700	34.4	126
8 PzB-ET 800-LM	800	39.3	142
9 PzB-ET 900-LM	900	43.5	158
10 PzB-ET 1000-LM	1000	48.7	174
11 PzB-ET 1100-LM	1100	53.2	190
12 PzB-ET 1200-LM	1200	57.5	206

108 Ah Plate			
H1 = 687 mm H2 = 717 mm			
Cell type	Ah (C5)	Weight (kg)	Length (mm)
2 PzB-ET 216-LM	216	13.0	46
3 PzB-ET 324-LM	324	18.1	62
4 PzB-ET 432-LM	432	23.2	78
5 PzB-ET 540-LM	540	28.2	94
6 PzB-ET 648-LM	648	33.5	110
7 PzB-ET 756-LM	756	38.9	126
8 PzB-ET 864-LM	864	44.6	142
9 PzB-ET 972-LM	972	49.5	158
10 PzB-ET 1080-LM	1080	54.8	174
11 PzB-ET 1188-LM	1188	60.1	190
12 PzB-ET 1296-LM	1296	65.3	206

± 5% weight tolerance
H1: Height over lid
H2: Overall height including connector and bolt
Torque: 23Nm

Not to scale




BCI Cells (Low Maintenance) - Weight, Capacity and Dimension Charts

Bolted 158mm / 6.2 in wide

BCI-95	H1 = 523mm / 20.6in H2 = 551mm / 21.7in				
Cell type	Ah (C6)	Weight (kg)	Weight (lb)	Length (in)	Length (mm)
BCI-95-5-LM	190	13.4	29.5	2	51
BCI-95-7-LM	285	18.3	40.3	2.75	70
BCI-95-9-LM	380	23.3	51.4	3.5	89
BCI-95-11-LM	475	28.3	62.4	4.25	108
BCI-95-13-LM	570	33.3	73.4	5	127
BCI-95-15-LM	665	38.4	84.7	5.75	146
BCI-95-17-LM	760	44.3	97.7	6.5	165
BCI-95-19-LM	855	49.3	108.7	7.25	184
BCI-95-21-LM	950	54.3	119.7	8	203
BCI-95-23-LM	1045	59.3	130.7	8.75	222
BCI-95-25-LM	1140	64.3	141.8	9.5	241
BCI-95-27-LM	1235	69.4	153.0	10.25	260
BCI-95-29-LM	1330	75.0	165.3	11	279
BCI-95-31-LM	1425	80.0	176.4	11.75	298
BCI-95-33-LM	1520	85.0	187.4	12.5	317

BCI-110	H1 = 599mm / 23.6in H2 = 627mm / 24.7in				
Cell type	Ah (C6)	Weight (kg)	Weight (lb)	Length (in)	Length (mm)
BCI-110-5-LM	220	14.9	32.8	2	51
BCI-110-7-LM	330	20.3	44.8	2.75	70
BCI-110-9-LM	440	25.7	56.7	3.5	89
BCI-110-11-LM	550	31.1	68.6	4.25	108
BCI-110-13-LM	660	36.6	80.7	5	127
BCI-110-15-LM	770	42.2	93.0	5.75	146
BCI-110-17-LM	880	48.9	107.8	6.5	165
BCI-110-19-LM	990	54.4	119.9	7.25	184
BCI-110-21-LM	1100	59.8	131.8	8	203
BCI-110-23-LM	1210	65.3	144.0	8.75	222
BCI-110-25-LM	1320	70.8	156.1	9.5	241
BCI-110-27-LM	1430	76.3	168.2	10.25	260
BCI-110-29-LM	1540	82.7	182.3	11	279
BCI-110-31-LM	1650	88.2	194.4	11.75	298
BCI-110-33-LM	1760	93.6	206.4	12.5	317

BCI-135	H1 = 720mm / 28.3in H2 = 748mm / 29.4in				
Cell type	Ah (C6)	Weight (kg)	Weight (lb)	Length (in)	Length (mm)
BCI-135-5-LM	270	18.0	39.7	2	51
BCI-135-7-LM	405	24.7	54.5	2.75	70
BCI-135-9-LM	540	31.4	69.2	3.5	89
BCI-135-11-LM	675	38.2	84.2	4.25	108
BCI-135-13-LM	810	44.9	99.0	5	127
BCI-135-15-LM	945	51.9	114.4	5.75	146
BCI-135-17-LM	1080	59.8	131.8	6.5	165
BCI-135-19-LM	1215	66.6	146.8	7.25	184
BCI-135-21-LM	1350	73.4	161.8	8	203
BCI-135-23-LM	1485	80.1	176.6	8.75	222
BCI-135-25-LM	1620	86.9	191.6	9.5	241
BCI-135-27-LM	1755	93.7	206.6	10.25	260
BCI-135-29-LM	1890	101.5	223.8	11	279
BCI-135-31-LM	2025	108.3	238.8	11.75	298
BCI-135-33-LM	2160	115.1	253.8	12.5	317



5 to 15 Plate

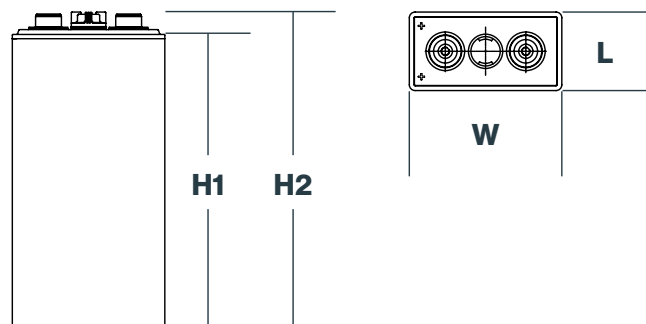
17 to 27 Plate

29 to 33 Plate



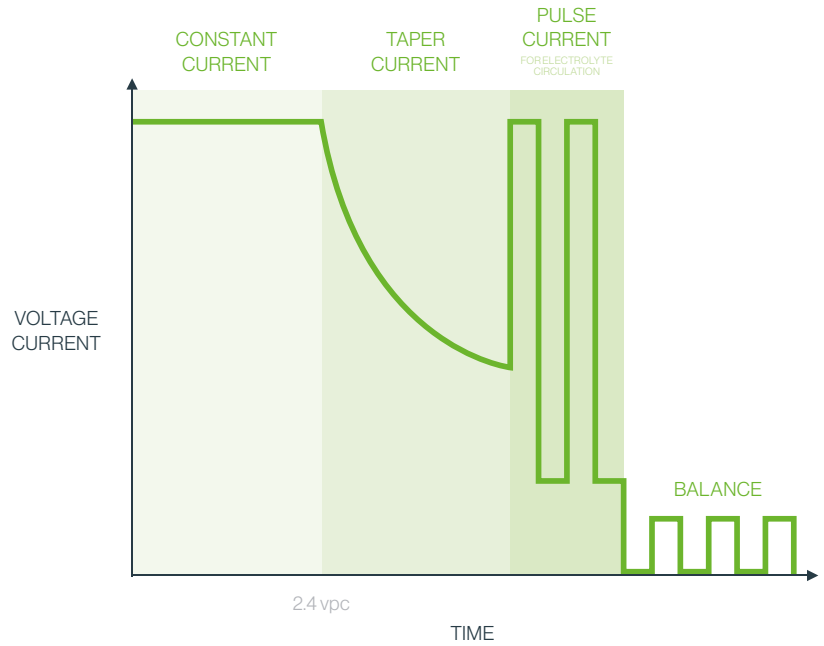
± 5% weight tolerance
W: 158mm (6.2 inches)
H1: Height over lid
H2: Overall height including connector and bolt
Torque: 23 Nm

Not to scale



Low Maintenance Recharge Profile

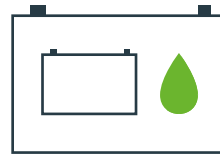
Extended watering intervals of up to 90 days when using a low maintenance pulse charging profile with no reduction in capacity.




Low Maintenance Battery



Low Maintenance low recharge profile



Minimal water loss resulting in extended watering periods



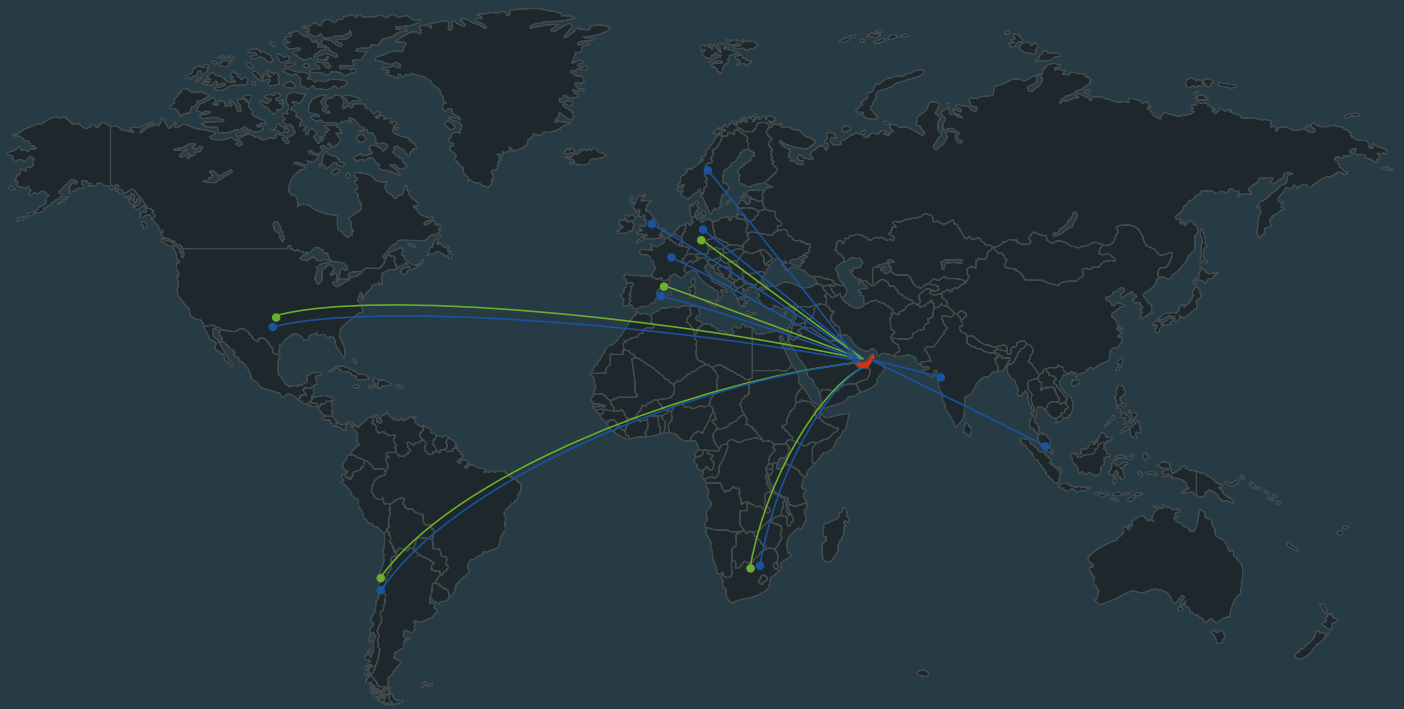
Less Maintenance

LOW MAINTENANCE

Low Maintenance batteries designed for minimal water loss resulting in extended watering periods & reduced maintenance



A global leader in the industrial battery market providing world-class products for Motive Power and Network Power applications.



Eternity Technologies FZ-LLC

Al Jazeera / Al Hamra, PO Box 35102,
Ras Al Khaimah, UAE

Sales & service

info@eternitytechnologies.com

www.eternitytechnologies.com

