

Premium Compact Walk-Behind Scrubbers

MicroMini | MicroMag

FACTORYCAT®

Handmade in U.S.A. - Est 1986



Family-Owned & Operated



Scrubbers

Sweepers

Choose Your Chassis



MicroMini

Keep every area of your facility clean with this small walk behind scrubber. This easy to maneuver design provides versatility on a durable platform.

- Up to 47,244 sqft Per Charge
- 10 / 10 Gallons
- 17 - 24 inch decks

Applications

- Warehouses
- Food Packaging



MicroMag

Clean in hard to reach areas with this small-footprint walk behind floor scrubber. Nimble enough to clean congested areas with ease.

- Up to 31,496 sqft Per Charge
- 10 / 10 Gallons
- 17 - 20 inch decks

Applications

- Fabrication Shops
- Auto-Truck Dealers
- Machine Shops

Tank Tips



Access batteries, pumps and motors without any tools.

Brush Access



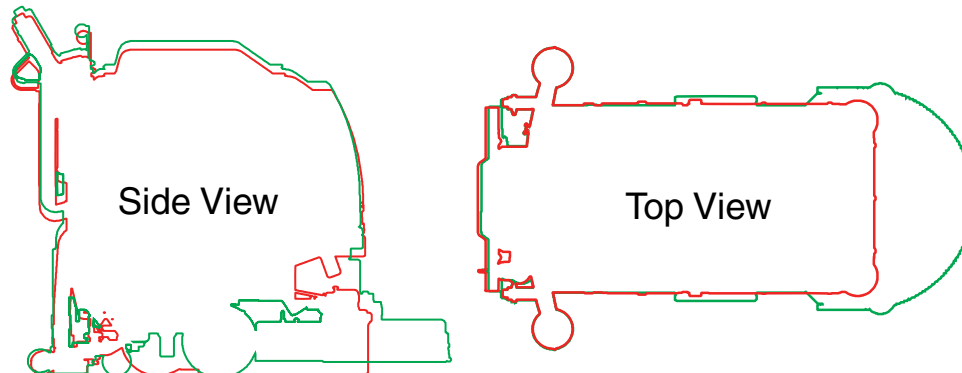
MicroMini: Remove shroud, raise Deck.



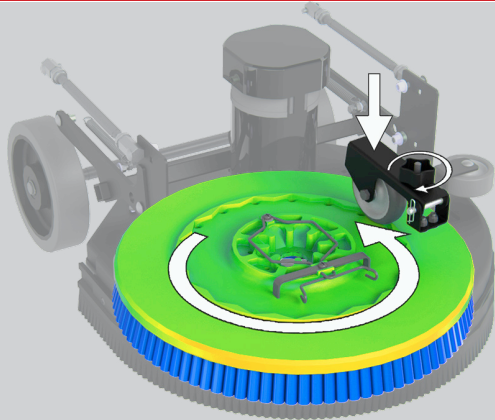
MicroMag: Tip Machine Back.

Size Comparison Chart

-  **MicroMini**
-  **MicroMag**




Specifications and features subject to change without notice.



Disk Pad Assist

Benefits

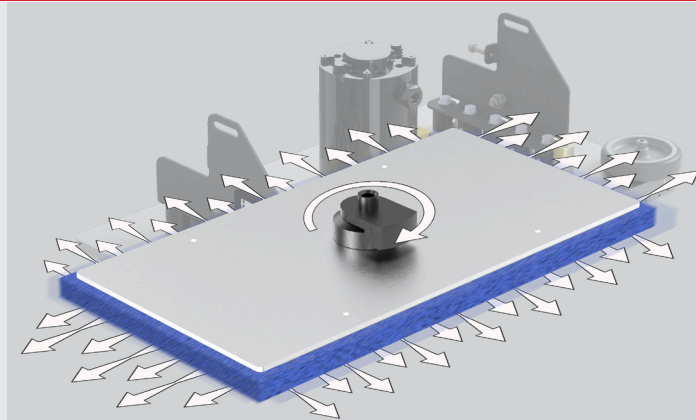
- Lowest Maintenance Cost
- Brushes Individually Driven for Unmatched Performance
- Brush / Pad Selection
- Improved Cleaning on Irregular Floors



Disk Traction

Benefits

- Powered Reverse
- Ramp Climbing
- Operator Ease
- Brush / Pad Selection
- Improved Cleaning on Irregular Floors



Orbital

Benefits

- Chemical Free Stripping
- Reduce Slip & Fall Potential
- 70% Reduction in Water Usage
- Consistent Results - No Swirl Marks
- VCT Prep & Recoat

*Orbital Decks are not available on MicroMag



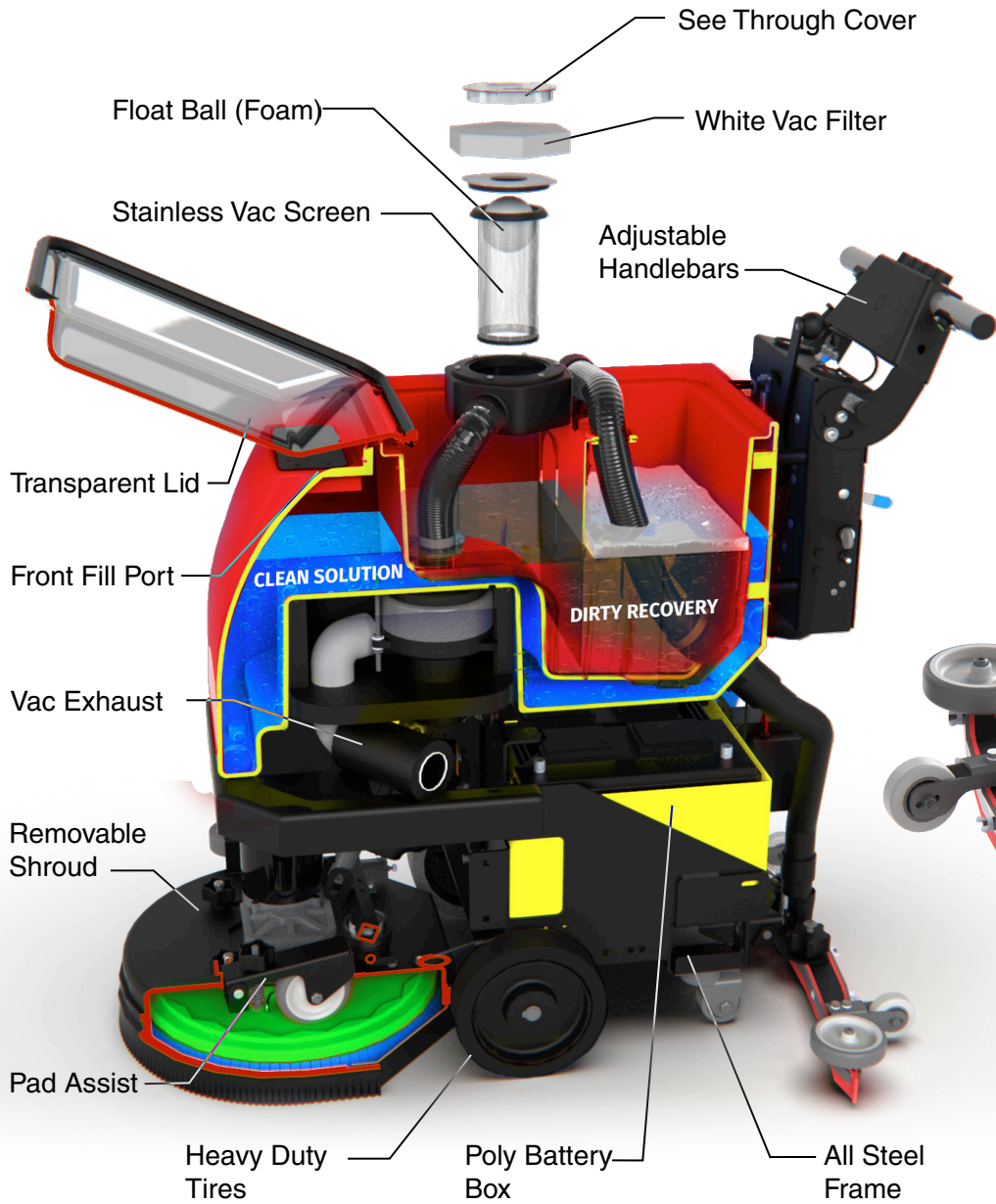
20 in Pad Assist Disk Deck on MicroMini



20 in Traction Disk Deck on MicroMini



20 in Orbital Deck on MicroMini




Recovery Tank



Vac Protection System

As the tank fills, the Float Ball rises until it is sucked into a sealed position, cutting off airflow to the vacuum motor.




Spray Wand

Conveniently rinse out the Recovery Tank using the machine's own solution. Pre-soak the floor before scrubbing.



Onboard Charger

Charge anywhere in the facility with a plug and forget charger. LED Indicator lights shows state of charge.



WET / AGM Battery Options


Choose between a variety of battery options for optimal run and charge times based on the application and needs.



Flip Wand


3 Main Functions:

- Apply Solution
- Scrub the ground with manual scrub brush
- Powerful suction recovers water into the recovery tank.



Brushes And Pads

Depending on the floor, the right Brush or Pad can make or break the cleaning performance. Luckily there are a number of selections to ensure the best performance to match the floor type.



Squeegees

3 Material Choices:

- Gum Rubber (Low Cost)
- Urethane (Oil Resistant)
- Linatex (Abrasion Resistant)



MicroMini

Chassis Construction:	1/8" Steel (3.2 mm) Powder Coated
Front Wheels (Ø x Width):	(2x) 8" x 2" ((2x) 20.3 x 5.1 cm) - Non-Marking Grey
Rear Wheels (Ø x Width):	(2x) 2.5" x 1.38" ((2x) 6.4 x 3.5 cm) - Non-Marking Grey
Size (L x W x H):	42" x 21" x 39" (106.7 x 53.3 x 91.1 cm)
Weight (w/o Batteries):	215 - 315 lbs (97.5 - 142.9 kg)
Weight (w/ Batteries):	380 - 480 lbs (172.4 - 217.7 kg)
BRUSH / PAD SYSTEM	
Disk Dimensions:	17" - (1x) 17" Ø (43.2 - [1x] 43.2 cm) 20" - (1x) 20" Ø (50.8 - [1x] 50.8 cm)
Disk Motor:	(1x) 0.75 hp ([1x] 559 watts)
Disk Brush Speed:	200 rpm
Orbital Dimensions:	20" x 14" (50.8 x 35.6 cm) 24" x 14" (61 x 35.6 cm)
Orbital Motor:	1 hp (745 watts) 2,500 rpm
Brush Down Pressure:	Up to 100 lbs (45.4 kg) / 500 lbs (226.8 kg) Actuator Rating
POWER SYSTEM	
System Voltage/Amps	24 VDC / 130 ah WET
Optional Battery:	Up to 150 ah WET / 115 ah AGM*
*Includes Onboard Charger	
Run Time:	Up to 3 Hours**
**Based on continuous scrubbing run times.	
DRIVE SYSTEM	
Power:	0.75 hp - All Gear / Sealed (559 watts) & Pad Assist
Forward Speed:	0 - 230 ft/min / 0 - 2.6 mph (0 - 70 m/min / 0 - 4 km/h)
Scrubbing Speed:	0 - 184 ft/min / 0 - 2 mph (0 - 56 m/min / 0 - 3 km/h)
Reverse Speed:	0 - 130 ft/min / 0 - 1.5 mph (0 - 40 m/min / 0 - 2 km/h)
SOLUTION / RECOVERY SYSTEMS	
Solution Tank Capacity:	10 Gallons (37.9 liters) - w/ Graduated Site Tube
Solution Flow / Filter:	0 - 0.5 GPM / Stainless Inline (0 - 2 LPM)
Recovery Tank Capacity:	10 Gallons (37.9 liters) - 1.5" Ø Drain Hose
Demisting Chamber:	1.25 Gallons (4.7 liters)
Drain Saver:	30 cubic inches (491.6 cubic cm)
Vacuum Power	0.8 hp / 3 Stage (640 watts)
(Water Lift / Airflow):	70" / 70 cfm (177.8 cm / 2 cm/m)
GENERAL	
Productivity - Theoretical:	Up to 15,748 sqft/hr (1,463 sqm)***
***Based off of ISSA 2010 Cleaning Times	
Productivity - Practical:	Up to 7,308 sqft/hr (679 sqm)***
***Based off of ISSA 2010 Cleaning Times	



MicroMag

Chassis Construction:	1/8" Steel (3.2 mm) Powder Coated
Front Wheels (Ø x Width):	(2x) 2.5" x 1.38" ((2x) 6.4 x 3.5 cm) - Non-Marking Grey
Rear Wheels (Ø x Width):	(2x) 8" x 2" ((2x) 20.3 x 5.1 cm) - Non-Marking Grey
Size (L x W x H):	35" x 18" x 38" (88.9 x 45.7 x 95.5 cm)
Weight (w/o Batteries):	110 - 160 lbs (49.9 - 72.6 kg)
Weight (w/ Batteries):	290 - 340 lbs (131.5 - 154.2 kg)
BRUSH / PAD SYSTEM	
Disk Dimensions:	17" - (1x) 17" Ø (43.2 - [1x] 43.2 cm) 20" - (1x) 20" Ø (50.8 - [1x] 50.8 cm)
Disk Motor:	(1x) 0.75 hp ([1x] 559 watts)
Disk Brush Speed:	200 rpm
Orbital Dimensions:	N/A
Orbital Motor:	N/A
Brush Down Pressure:	Up to 100 lbs (45.4 kg) / 500 lbs (226.8 kg) Actuator Rating
POWER SYSTEM	
System Voltage/Amps	24 VDC / 85 ah WET
Optional Battery:	Up to 130 ah WET / 115 ah AGM*
*Includes Onboard Charger	
Run Time:	Up to 2 Hours**
**Based on continuous scrubbing run times.	
DRIVE SYSTEM	
Power:	0.75 hp - All Gear / Sealed (559 watts) & Pad Assist
Forward Speed:	0 - 230 ft/min / 0 - 2.6 mph (0 - 70 m/min / 0 - 4 km/h)
Scrubbing Speed:	0 - 184 ft/min / 0 - 2 mph (0 - 56 m/min / 0 - 3 km/h)
Reverse Speed:	0 - 130 ft/min / 0 - 1.5 mph (0 - 40 m/min / 0 - 2 km/h)
SOLUTION / RECOVERY SYSTEMS	
Solution Tank Capacity:	10 Gallons (37.9 liters) - w/ Graduated Site Tube
Solution Flow / Filter:	0 - 0.5 GPM / Stainless Inline (0 - 2 LPM)
Recovery Tank Capacity:	10 Gallons (37.9 liters) - 1.5" Ø Drain Hose
Demisting Chamber:	1.25 Gallons (4.7 liters)
Drain Saver:	30 cubic inches (491.6 cubic cm)
Vacuum Power	0.8 hp / 3 Stage (640 watts)
(Water Lift / Airflow):	70" / 70 cfm (177.8 cm / 2 cm/m)
GENERAL	
Productivity - Theoretical:	Up to 15,748 sqft/hr (1,463 sqm)***
***Based off of ISSA 2010 Cleaning Times	
Productivity - Practical:	Up to 7,308 sqft/hr (679 sqm)***
***Based off of ISSA 2010 Cleaning Times	

MICROMINI

MICROMAG



Automotive

Automotive dealerships and large Truck service centers are some of the toughest applications we've run across. Our equipment offers the maneuverability and performance to clean showrooms full of new cars on expensive floors. The same machine can survive use around steel car lifts, concrete edging and metal floor grates.



Food & Beverage

Customers who deal with food and beverage manufacturing, processing and distribution appreciate our fully cleanable recovery tank and performance on the floor. Cleaning the reservoir that contains the dirty water eliminates bad odors and the transfer of various contaminants. Our optional remote hand tools takes this to an even higher level.



Fabrication Shops

The process of cutting, welding, assembling and otherwise "building" stuff can be a tough application. Even with the latest production equipment it can be an environment demanding heavy duty products. Our equipment is built to take abuse and is easily serviced when necessary.

Our Family's American Dream

RPS has been family owned from its inception in 1986, and proudly builds in Wisconsin (USA). The company has grown over the last 35-years with a strong group of executives including the 2nd generation of family owners who started in the shop as youngsters.

Authorized Distributor



Assembled By Hand

Our American workforce hand builds each machine with components sourced over 95% from American suppliers. We routinely pay more for these domestically supplied components required to build a superior product. All design, prototyping, production and testing is done in-house where we can best control quality.




Steel Fabrication

We produce heavy duty equipment and require a good amount of thick steel in the construction. We use a combination of Stainless 304 (Austenitic 18/8) and mild steel with e-coating + powder paint for corrosion resistance. Steel fabrication is done in-house or from local suppliers with specialty equipment.



Rotational Molding

Complex shapes that allow for our "tank-in-tank" design are best achieved with in-house equipment. We own multiple dual station rotational molding machines that allow us to produce finished parts from raw plastic. Producing consistently higher quality parts, and respond quickly to sales spikes.



Product Design

Our team has designed and engineered over 100 unique machines. Each new generation of machines evolve from prior designs to retain the strengths and correct any weakness. From the first pencil sketch we focus on durability, serviceability, performance, productivity, specifications, and value.