



Vertiv™ Liebert® GXT5 UPS

15-20kVA
208/120VAC

UPS for Protection of Your
Mission-Critical Applications



Intelligent and Efficient UPS for Protection of Your Mission-Critical Applications

The Vertiv™ Liebert® GXT5 UPS is an online double conversion UPS solution which offers premium power outage protection and continuous power conditioning in a compact and flexible rack/tower form factor.

The Vertiv™ Liebert® GXT5 single-phase UPS operates with high power efficiency, making it ideally suited to protect critical infrastructure in both centralized and edge network applications.

Scalable runtime options with matching external battery cabinets offer additional flexibility when extended uninterrupted power is required. Plus, the Vertiv Liebert GXT5 provides battery health status and replacement date prediction for intelligent battery health management.

Vertiv™ Liebert® GXT5 Features

Leading UPS Technology

- Unity output power factor (1.0) and enough capacity to power multiple racks or a networking closet
- Full-color graphic LCD with gravity sensing orientation
- Optional external rack-mount maintenance bypass cabinet
- Automatic internal bypass
- External battery cabinets with auto-detection
- Output Distribution Options w/ interchangeable POD's
- Battery health status and replacement date prediction
- Remote management, update, and configuration
- Optimized thermal management and variable speed fan

The UPS system is easy to deploy and maintain due to its user-friendly LCD interface and remote management supported by the Vertiv™ RDU101 communications card which makes the Vertiv Liebert GXT5 compatible with Vertiv infrastructure management solutions such as LIFE™ Services, environmental sensors, Vertiv™ Power Insight, and more.

With high online efficiency and unity power factor operation, the Vertiv Liebert GXT5 will meet your critical application needs. And you can rest assured that your business is protected with this Vertiv solution that includes a standard, three-year advanced exchange product warranty.

Efficient and Green Product

- High efficiency in online mode
- Energy Star 2.0 certified
- Even higher efficiency (up to 98%) in Active ECO mode
- Compliance with Restriction of Hazardous Substances (RoHS) directive and the Registration, Evaluation, Authorization and Restriction of Chemicals (REACH) regulation

What's in the box

- UPS
- Pre-installed Vertiv™ RDU101 communications card (NIC)
- Tower stand
- 4-Post Rack Mounting Kit
- USB Cable
- Quick Start Guide
- Safety Manual
- Factory Test Report
- [Free Vertiv™ Power Insight management software](#) (Free download)



Solutions Wide

- 3 year warranty
- Compact Rack/Tower design
- Broad range of services and extended warranty
- Easy to install, configure and operate
- Vertiv RDU101 network communications card with advanced features
- Compatibility with environmental sensors
- Integrated dry-contacts with selectable definition
- Free Vertiv Power Insight management software
- Serial port for out-of-band management with Avocent® serial consoles

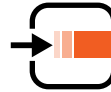
Vertiv™ Liebert® GXT5 Features

1.0
PF

Unity Power Factor
More usable power enables more connected loads saving space and costs.

COLOR
LCD

Colored graphic LCD with gravity sensitive orientation
User-friendly interface provides insight to UPS status for easy installation, configuration and operation.



High Power Capacity
15kVA and 20kVA capacities offer enough power for row and room-based applications.



High Efficiency
Energy Star 2.0 certification. Higher efficiency means an optimized energy management and lower heat dissipation, for energy savings and improved reliability.



ECO

Efficiency (up to 98%) in Active ECO mode
Superior protection with maximum efficiency.

3
Years

Product warranty
Comprehensive coverage through a standard three-year advanced exchange warranty.

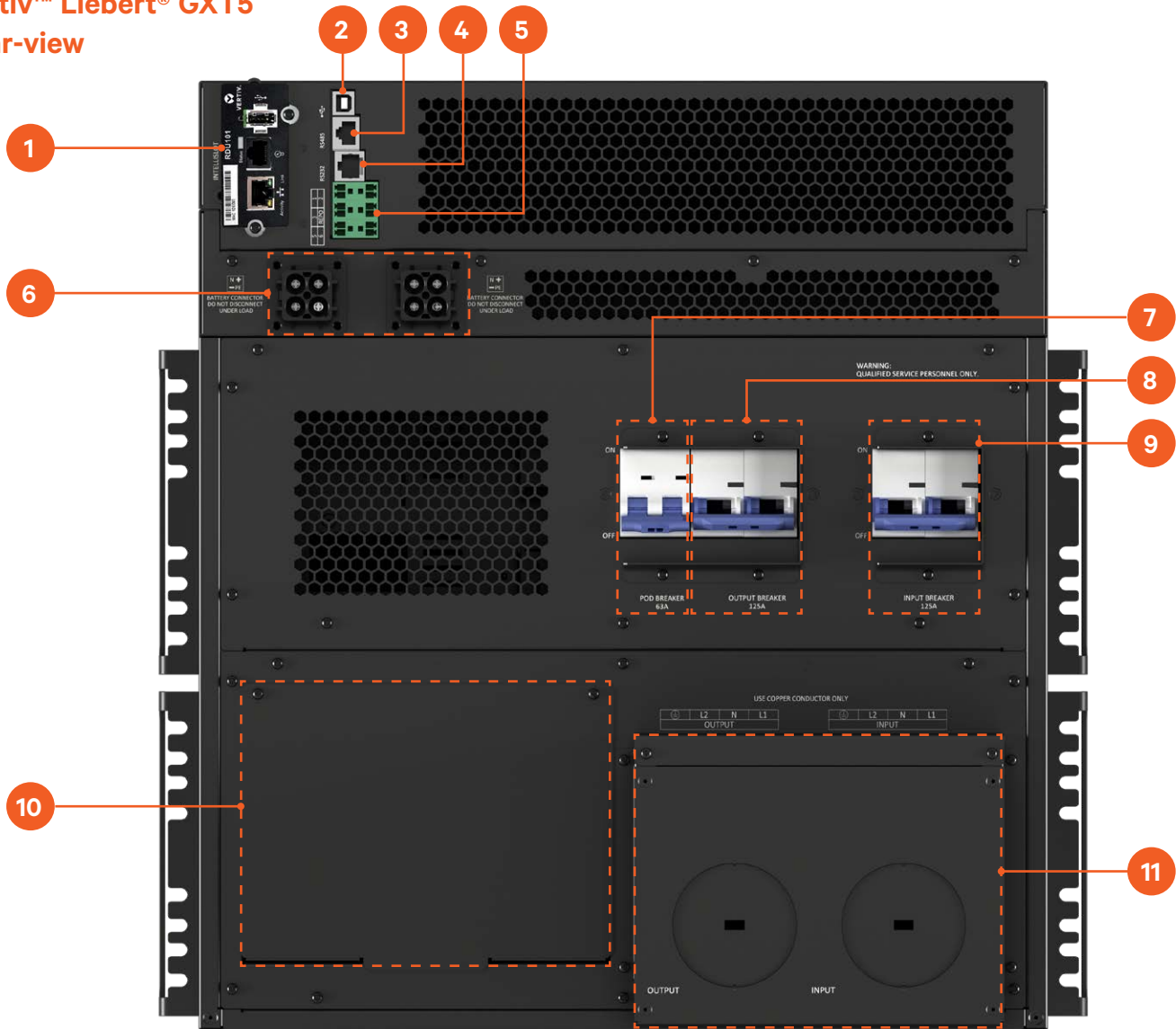


Integrated Battery
With self-test and detection capability.



Battery Cabinets with auto-detection
Be confident the UPS is set up correctly to report available runtime when used with external battery cabinets.

Vertiv™ Liebert® GXT5 Rear-view



Item	Description
1	Vertiv™ Liebert® IntelliSlot port with the Vertiv™ Liebert® IntelliSlot RDU101 Communications Card factory installed
2	USB Port
3	RS-485 port used for connecting external temperature sensor
4	RS232 port, RJ-45/RJ-11 connection used for command line interface
5	Terminal block communication connectors
6	External battery-cabinet connectors
7	POD breaker
8	Output breaker
9	Input breaker
10	Cover for power-distribution box connector
11	Knockouts for hard-wired power input and output

Technical Specifications

	Liebert® GXT5-15KMVRT11UXLN	Liebert® GXT5-20KMVRT11UXLN
Ratings (VA/W)	15,000 VA/15,000 W	20,000 VA/20,000 W
Dimensions, inches (mm)		
Unit W x D x H	16.9 x 26.7 x 18.9 (430 x 680 x 482)	16.9 x 26.7 x 18.9 (430 x 680 x 482)
Shipping, W x D x H	27.1 x 48.0 x 46.0 (690 x 1220 x 1169)	27.1 x 48.0 x 46.0 (690 x 1220 x 1169)
Weight, pounds (kg)		
Unit	396.6 (179.9)	396.6 (179.9)
Shipping	518.8 (231.0)	518.8 (231.0)
Input AC Parameters		
Operating Frequency, Nominal	40 - 70 Hz (factory-default is 60 Hz)	40 - 70 Hz (factory-default is 60 Hz)
Voltage Range	176 - 280 VAC (factory-default 120/208VAC)	176 - 280 VAC (factory-default 120/208VAC)
Input Wiring	Hard-wired terminal block 3W + G (L-L-N-G)	Hard-wired terminal block 3W + G (L-L-N-G)
Output AC Parameters		
Output Receptacles	Hard-wire, Optional POD's	Hard-wire, Optional POD's
User selectable output	208/120VAC	208/120VAC
Waveform (On Battery)	Sinewave	Sinewave
Utility (AC) Mode Overload	105% to 125% for 5 minutes 125% to 150% for 60 seconds >150% (impact load) minimum 200 ms	105% to 125% for 5 minutes 125% to 150% for 60 seconds >150% (impact load) minimum 200 ms
Battery		
Type	Valve-regulated, non-spillable, lead acid	Valve-regulated, non-spillable, lead acid
Backup Time (100% Load)	7.0	4.5
Backup Time (50% Load)	19.0	13.0
+2 External Battery Cabinet (100% Load)	19.5	13.0
+2 External Battery Cabinet (50% Load)	49.5	34.5
Environmental Requirements		
Operating Temperature, °F (°C)	32 - 104 (0 to 40) (no derating)	32 - 104 (0 to 40) (no derating)
Storage Temperature, °F (°C)	5 to 140 (-15 to 40)	5 to 140 (-15 to 40)
Relative Humidity	0 - 95% non-condensing	0 - 95% non-condensing
Operating Elevation	Up to 10,000 ft (3,000 m) at 77°F (25°C) without derating	Up to 10,000 ft (3,000 m) at 77°F (25°C) without derating
Audible Noise	<58 dBA, at 3.2 ft (1 m) from the front and sides, <58 dBA, at 3.2 ft (1 m) from rear	<58 dBA, at 3.2 ft (1 m) from the front and sides, <58 dBA, at 3.2 ft (1 m) from rear
Agency		
Surge Immunity and EMC	IEEE/ANSI C62.41 Category B	IEEE/ANSI C62.41 Category B
Transportation	ISTA Procedure 1A	ISTA Procedure 1A
Safety	UL1778, c-UL listed	UL1778, c-UL listed
Emissions	FCC Part 15 (Class A)	FCC Part 15 (Class A)
Warranty		
	Std. 3 year; Opt. 2 year extension	Std. 3 year; Opt. 2 year extension
Protection Plan		
Equipment Protection Plan	\$500,000	

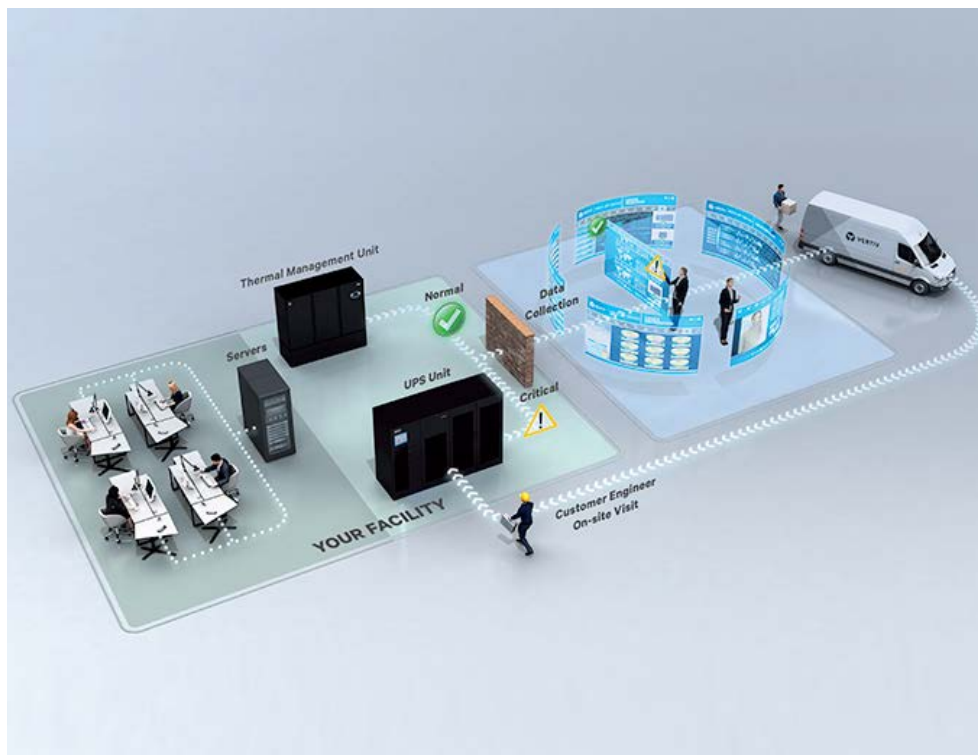
Power Assurance Package: Comprehensive Service Support for Critical Systems

- **Five-year protection plan** with 100% parts coverage and 24x7 emergency service
- **On-site installation and startup** of UPS and internal batteries (excludes hard-wired applications); configuration of new UPS and accessories; and if purchased, safe removal and disposal of legacy UPS and batteries
- **On-site service support** available 24x7 (within 150 miles of regional service center) and includes 100% labor and travel coverage
- **100% parts coverage** for UPS and includes internal batteries, POD (power output distribution), and web card
- **24x7 access** to customer resolution center and online access to Customer Services Network

Key benefits:

- Hassle-free management of multi-site rollouts
- Frees up time-strapped IT staff by managing and tracking UPS health, maintenance and service
- Reduces the worry of critical equipment downtime
- Ensures rapid recovery in the event of failure (within 24-48 hours)
- Frees you from the responsibility of handling and documenting the disposal of legacy UPS and batteries

Remote Diagnostic Services for Rapid Response



Uptime assurance

- Continuous monitoring for early detection of trends and operating anomalies
- Analysis and interpretation of alarm and status messages

Rapid incident response

- Automatic transmission of data for analysis
- Concurrent diagnosis and dispatch of engineer to site
- Shipment of parts for corrective maintenance

Increased insight and ease of management

- Notification of operating conditions that may impact system health
- Periodic trend and analysis reports
- Integration of remote and on-site services to ensure business continuity

Vertiv™ Liebert® GXT5 UPS - Power Assurance Services

Power Assurance Package

Bundled Start-up Service AND 5-Year On-site Emergency Response	Standard	With LIFE™ Services	With Removal	With LIFE™ and Removal
Equipment Model/Type	Part Number	Part Number	Part Number	Part Number
15-20kVA GXT5 UPS	PAPGXT15-20K	PAPGXT15-20KLF	PAPGXT15-20KRMV	PAPGXT15-20KRLF
External Battery Cabinet 288V	PAPGXT-BATT	PAPGXT-BATTRMV	N/A	N/A

Power Startup Services

Start-up Service Only	M-F, 8-5	7x24	7x24 with Removal
Equipment Model/Type	Part Number	Part Number	Part Number
15-20kVA GXT5 UPS	SUGXT15-20MF	SUGXT15-20U7	SUGXT15-20U7RMV
External Battery Cabinet 288V	SUGXT-EXTBTCB		SUGXT-EXTBTCBRMV

Power Emergency Services

5-Year On-site Emergency Coverage Only	Standard	With LIFE™ Services
Equipment Model/Type	Part Number	Part Number
15-20kVA GXT5 UPS	PEPGXT15-20K5YR	PEPGXT15-20KLF
External Battery Cabinet 288V	PEPGXT-288BAT5YR	N/A

Power Assurance Package - Summary

- Includes all below "Power Start-up Services" and "Power Emergency Services" support
- One Preventative Maintenance visit after 3rd year

Power Startup Services - Summary

- Installation includes mounting and start-up of new UPS or EBC (excludes hard-wired applications)
- Services performed by Vertiv factory trained technician
- Services performed 7 X 24, excluding national holidays within the 48 contiguous states and Hawaii
- Removal and disposal of existing UPS or EBC equipment, if selected

Power Emergency Services - Summary

- On Site Service Support
- Full-service five (5) year contract term commencing upon the start-up date
- 100% parts coverage, including internal batteries, POD and web card
- 100% labor and travel coverage 7 days/week, 24 hours/day
- 24-Hour Customer Resolution Center via 1-800-LIEBERT
- Access to Customer Services Network portal

LIFE™ Services includes above plus:

- Continuous Monitoring, Expert Analysis, and Proactive Response

Note: LIFE Services requires an RDU101 card, which is included on all 5000VA to 20000VA models.


Please refer to the [Scopes of Work](#) for full and additional details

Available Accessories for the Vertiv™ Liebert® GXT5 UPS



Network communications and environmental sensors

Network Communications	RDU101	IntelliSlot web card for SNMP and web management. Supports environmental sensors. The RDU101 comes factory installed on 5kVA and larger GXT5 UPS.
	IS-RELAY	IntelliSlot Interface kit for relay contacts
Environmental Sensors	SN-Z01	Integrated cable with single temperature sensor
	SN-Z02	Integrated cable with three temperature sensors
	SN-Z03	Integrated cable with three temperature and one humidity sensors
	SN-T	Modular with single temperature sensor
	SN-TH	Modular with single temperature and single humidity sensor
	SN-2D	Modular with two door contact inputs
	SN-3C	Modular with three dry contact inputs
	SN-L20	Modular leak zone sensor with 20 foot cable (Liebert® RDU-S only)
UPS manageability options	Vertiv™ Power Insight Software Management	Vertiv™ Power Insight is a complimentary web-based software designed to monitor up to 100 Vertiv™ UPSs and Vertiv™ rPDUs



Mounting Kit Options

Application	Model Supported	Style	Model	Description
2 Post- Telecom rack	All GXT5 UPS	Shelf	RS500	Flush-mount shelf for 19" rack wide
		Shelf	RS700	Flush-mount shelf for 23" rack wide
4 Post rack	All GXT5 UPS	Bracket	RMKIT18-32	Cabinet/racks with 18" - 32" deep support rails - Telescopic rail

Optional Power Output Distribution PODs



PD2-104



PD2-105

POD Model Number	Output Connections
PD2-101	(8) 5-15/20R T-slot, (2) L6-30R
PD2-102	(4) 5-15/20R T-slot, (4) L6-20R
PD2-103	(4) 5-15/20R T-slot, (4) L6-30R
PD2-104	(4) 5-15/20R T-slot, (2) L6-30R, (2) L6-20R
PD2-105	(4) 5-15/20R T-slot, (2) L5-30R, (2) L5-20R
PD2-106	(4) L5-20R, (4) L6-20R
PD2-107	(4) L5-20R, (4) 5-15/20R T-slot
PD2-108	(2) L6-30R, (2) L6-20R
PD2-109	(2) L14-30R



Vertiv™ Maintenance Bypass Cabinet Option

Integrated lock out/tag out arm for maximum site and personnel safety

MBC Model Number	Dimensions	Input	Output	Compatible UPS
VMBC-20KMVRT4U	16.9W x 21.6D x 6.8H (in) 430W x 549D x 173H (mm)	Hardwired (L-L-N-G)	3x L14-30R, Hardwired, Optional PD2 POD	GXT5-15KMVRT11UXLN GXT5-20KMVRT11UXLN




External battery cabinets and replacement battery kits

External Battery Cabinets must be added in pairs with the 15-20kVA GXT5 UPS

UPS	External battery cabinets	Replacement battery kits
GXT5-15KMVRT11UXLN	2 x GXT5-EBC288VRT4U	2 x GXT5-288VBATKIT
GXT5-20KMVRT11UXLN	2 x GXT5-EBC288VRT4U	2 x GXT5-288VBATKIT

External Battery Cabinet Power Cable Connection Diagram



Connect up to 20 EBC's (10 pairs) on each Vertiv™ Liebert® GXT5 15-20kVA UPS.

Battery Runtime Tables

Vertiv™ Liebert® GXT5-15KMVRT11UXLN

Load			Number of External Battery Cabinets - GXT5-EBC288VRT4U										
			Internal Battery Only	2	4	6	8	10	12	14	16	18	20
%	VA	W	Minutes										
10	1500	1500	133.0	303.0	473.0	643.5	814.0	984.0	1154.5	1324.5	1495.0	1665.0	1835.5
20	3000	3000	63.5	138.5	226.5	314.5	402.5	491.0	579.0	667.0	755.0	843.0	931.0
30	4500	4500	38.5	89.0	140.0	199.0	258.0	317.5	376.5	435.5	494.5	554.0	613.0
40	6000	6000	26.0	64.5	102.0	140.5	185.5	230.0	274.5	319.0	363.5	408.0	453.0
50	7500	7500	19.0	49.5	79.5	110.0	141.5	177.0	213.0	249.0	284.5	320.5	356.0
60	9000	9000	15.0	39.5	65.0	90.0	115.5	142.0	172.0	202.0	232.0	262.0	291.5
70	10500	10500	12.0	32.0	54.5	76.0	98.0	120.0	143.0	169.0	194.5	220.5	246.5
80	12000	12000	10.0	27.0	46.5	65.5	85.0	104.0	123.5	144.0	167.0	189.5	212.5
90	13500	13500	8.5	23.0	40.0	57.5	74.5	91.5	108.5	125.5	144.0	164.5	184.5
100	15000	15000	7.0	19.5	34.5	50.5	66.0	81.0	96.5	112.0	127.5	144.5	162.5

Vertiv™ Liebert® GXT5-20KMVRT11UXLN

Load			Number of External Battery Cabinets - GXT5-EBC288VRT4U										
			Internal Battery Only	2	4	6	8	10	12	14	16	18	20
%	VA	W	Minutes										
10	2000	2000	99.0	222.5	353.0	483.0	613.5	743.5	873.5	1004.0	1134.0	1264.5	1394.5
20	4000	4000	45.0	101.0	161.5	228.0	294.5	361.0	427.0	493.5	560.0	626.5	693.0
30	6000	6000	26.0	64.5	102.0	140.5	185.5	230.0	274.5	319.0	363.5	408.0	453.0
40	8000	8000	17.5	45.5	74.0	102.5	131.0	164.0	197.5	231.0	265.0	298.5	332.0
50	10000	10000	13.0	34.5	57.5	80.5	103.0	126.0	151.5	179.0	206.0	233.0	260.0
60	12000	12000	10.0	27.0	46.5	65.5	85.0	104.0	123.5	144.0	167.0	189.5	212.5
70	14000	14000	8.0	21.5	38.0	55.0	71.0	87.5	104.0	120.5	137.5	157.0	176.5
80	16000	16000	6.5	18.0	32.0	46.5	61.0	75.5	89.5	104.0	118.5	133.0	150.0
90	18000	18000	5.5	15.0	27.0	40.0	53.0	66.0	78.5	91.5	104.0	117.0	130.0
100	20000	20000	4.5	13.0	23.0	34.5	46.5	58.0	69.5	81.0	92.5	104.5	116.0



Vertiv.com | Vertiv Headquarters, 1050 Dearborn Drive, Columbus, OH, 43085, USA

© 2021 Vertiv Group Corp. All rights reserved. Vertiv™ and the Vertiv logo are trademarks or registered trademarks of Vertiv Group Corp. All other names and logos referred to are trade names, trademarks or registered trademarks of their respective owners. While every precaution has been taken to ensure accuracy and completeness here, Vertiv Group Corp. assumes no responsibility, and disclaims all liability, for damages resulting from use of this information or for any errors or omissions. Specifications, rebates and other promotional offers are subject to change at Vertiv's sole discretion upon notice.